

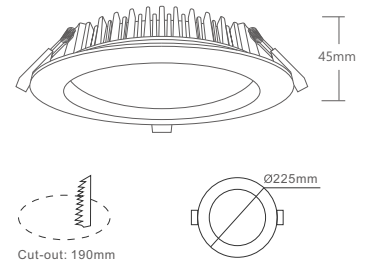
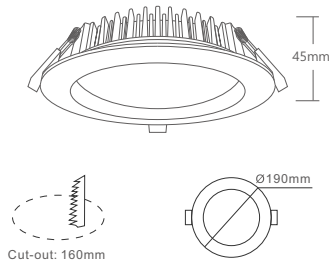
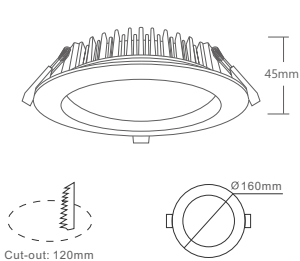
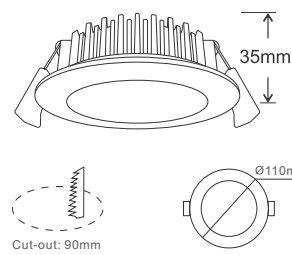
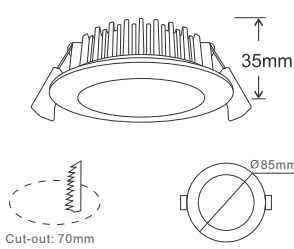




A-UNIQUE

ASIA UNIQUE LED LIGHTING CO., LTD

AU09 LED Downlight

AU09-DL Series





General Features:

- Advanced die-casting Aluminum heat sink diffusion
- Support most European and Australian dimmers
- Flicker free dimming led driver, 90Ra led chip and 3-CCT are available if required
- SAA, C-tick, CE and RoHS approved
- 3years warranty

Technical Specifications

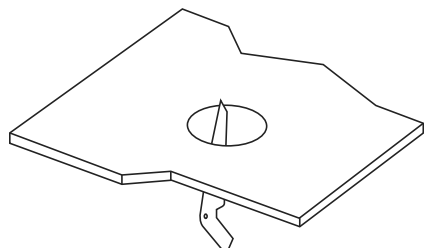
Model No.	AU09-DL7W	AU09-DL10W	AU09-DL10W90	AU09-DL12W	AU09-DL15W	AU09-DL20W-6	AU09-DL30W-6	AU09-DL30W-8	AU09-DL40W-8	AU09-DL50W-8
Dimension(mm)	Ø85*H35	Ø85*H35	Ø110*H35	Ø110*H35	Ø160*H45	Ø190*H45	Ø190*H45	Ø225*H45	Ø225*H45	Ø225*H45
Cutout(mm)	70	70	90	90	120	160	160	190	190	190
Wattage(w)	7W	10W	10W	12W	15W	20W	30W	30W	40W	50W
Input Voltage(v)	AC220~240V									
Light Source	SMD2835									
SDCM	<6									
CCT(K)	1 CCT 2700K/3000K/4000K/5000K/600K/6500K									
	3 CCT 3000K-4000K-5000K or 3000K-4000K-5700K									
Luminous Flux (lm)±5%	490-525	740-800	740-800	880-960	1125-1200	1800-2000	2700-3000	2700-3000	3600-4000	4500-5000
CRI	>80Ra									
Beam Angle(°)	90°									
Driver	Triac dimmable									
Fire Rated	Available, if required									
Protection Class	Class II									
Degree of protection(IP)	IP44									
Material	Trim Aluminum									
	Heat-sink Aluminum									
	Diffuser PMMA									
Color	White / Black / Silver / Brushed Chrome									
L70	>54000Hrs									
Operation Temp.(°C)	-20~ 45°C									
Installation	embedded									
Certificates	CE, Rohs, SAA & C-tick									
Warranty	3 Years									

Packing information


Model Number	Weight/Luminaire (kg)	QTY/BOX (pcs)	Inner Box Size (mm)	Weight/Box (kg)	QTY/CTN (pcs)	Carton Size (cm)	Weight/CTN (kg)	QTY/20GP (PCS)	QTY/40GP (PCS)	QTY/40HQ (PCS)
AU09-DL7W	0.30	1	115*115*105	0.32	36	48*36*33	12.1	19152	39312	43560
AU09-DL10W	0.30	1	115*115*105	0.32	36	48*36*33	12.1	19152	39312	43560
AU09-DL10W90	0.36	1	115*115*105	0.38	36	48*36*33	14.3	19152	39312	43560
AU09-DL12W	0.36	1	115*115*105	0.38	36	48*36*33	14.3	19152	39312	43560
AU09-DL15W	0.49	1	165*165*80	0.52	20	43*34*35	11.0	10940	22660	26560
AU09-DL20W-6	0.8	1	260*225*70	1	14	48*47*29	15	6566	13664	15050
AU09-DL30W-6	0.8	1	260*225*70	1	14	48*47*29	15	6566	13664	15050
AU09-DL30W-8	1.0	1	290*260*70	1.2	14	54*48*32	18	4914	10164	11564
AU09-DL40W-8	1.0	1	290*260*70	1.2	14	54*48*32	18	4914	10164	11564
AU09-DL50W-8	1.0	1	290*260*70	1.2	14	54*48*32	18	4914	10164	11564

Installation Instructions

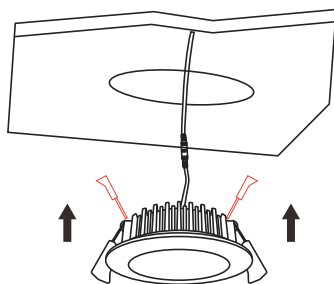
1. Open a hole according to the cutout size of led downlight.



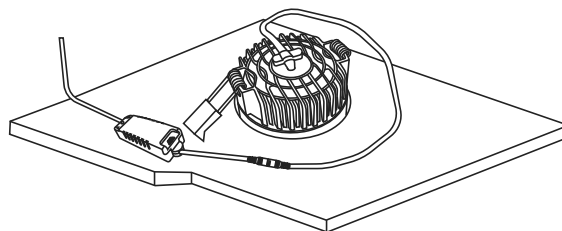
2. Use screw-driver to open the driver terminal cover, feed the main AC wire L. N. in terminal bock respectively, then fix the cover back.



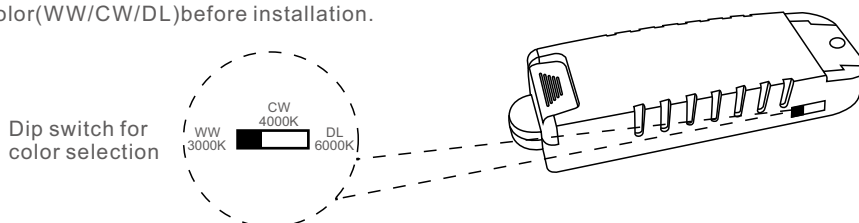
3. Connect the downlight with driver, hold back the spring clip then push the downlight into the hole.



4. Make sure the downlight fixed tightly in ceiling, turn on the power.



* For the product with 3-color Selection, please select the light color(WW/CW/DL) before installation.



Please Note:

- * Turn off and isolate the electrical supply before connecting this fitting to the building wires.
- * Must be installed, or connected by licenced electrician.
- * The Luminaires are intended for indoor use only.

Applications:

- Hospitality applications
- Residential applications
- Office Buildings
- Hotels
- Shopping Malls
- Supermarkets