

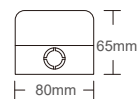
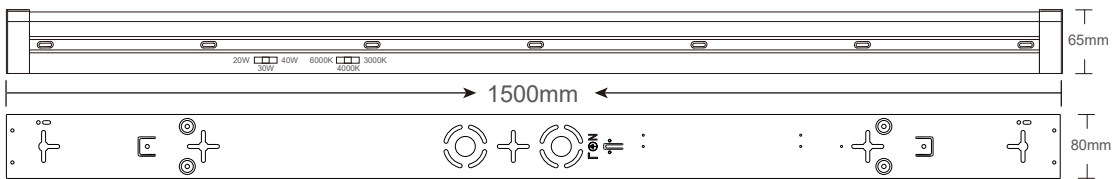
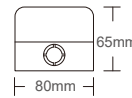
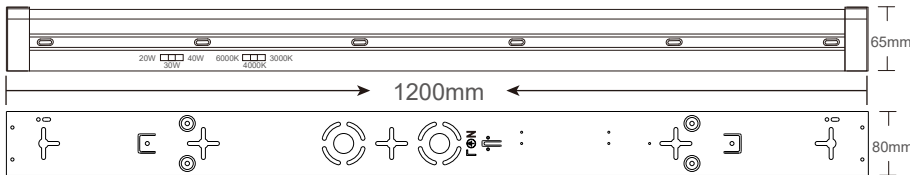
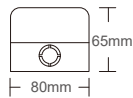
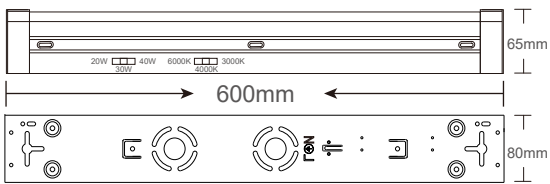



A-UNIQUE

ASIA UNIQUE LED LIGHTING CO., LTD

Wattage & CCT switchable LED Batten

AU01-BAT Series





General Features:

- Tri-wattage selectable by dip switch before installation
- Tri-color selectable by dip switch available
- Wire from back or two ends, with big entry hole
- Big Terminal Block or Quick play & plug connector, easy installation
- LED Replaceable board, very even light distribution
- Suspension strap attached to the lamp & base part, makes installation easier
- Can be Surface Mounted or Suspended
- Can be linked one to another, end by end, without gap
- CE, Rohs, SAA & C-tick approved
- Sensor & Emergency versions are available
- Triac Dimming, 1-10V Dimming & Dali Dimming available

Technical Specifications

Model No.	AU01-BAT101520W2F3C	AU01-BAT203040W4F3C	AU01-BAT304050W5F3C
Dimension(mm)	600*80*65	1200*80*65	1500*80*65
Cutout(mm)	/	/	/
Wattage(w)	10W-15W-20W	20W-30W-40W	30W-40W-50W
Input Voltage(v)	AC220~240V		
Light Source	SMD2835		
SDCM	<6		
CCT(K)	3 CCT 3000K-4000K-5000K or 3000K-4000K-5700K or 4000K-5000K-6500K switchable		
Luminous Flux (lm)±5%	1250lm-1875lm-2500lm	2500lm-3750lm-5000lm	3750lm-5000lm-6250lm
CRI	>80Ra		
Beam Angle(°)	120°		
Dimming	Non-dimmable, Flicker Free		
Sensor option	Available		
Emergency Kits	Available		
Protection Class	Class I		
Degree of protection(IP)	IP20		
Impact Resistance(IK)	IK08		
Material	Base	Iron	
	Heatsink	Aluminum	
	Diffuser	PC	
L70	54000Hrs		
Glow Wire Test(°C)	650°C		
Operation Temp.(°C)	-20~ 45°C		
Installation	Surface Mounted / Suspended		
Certificates	CE, Rohs, SAA & C-tick		
Warranty	3 Years		

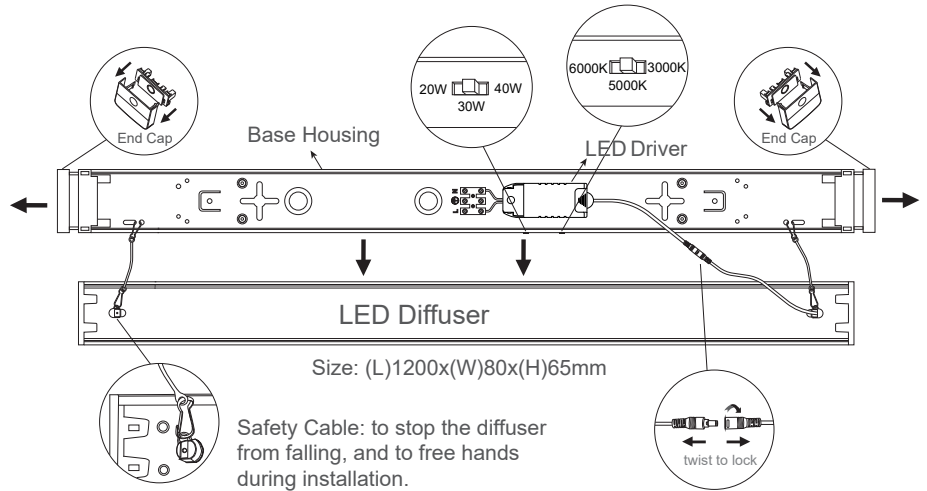
Packing information

Model Number	Weight/Luminaire (kg)	QTY/BOX (pcs)	Inner Box Size (mm)	Weight/Box (kg)	QTY/CTN (pcs)	Carton Size (cm)	Weight/CTN (kg)	QTY/20GP (PCS)	QTY/40GP (PCS)	QTY/40HP (PCS)
AU01-BAT101520W2F3C	1.05	1	630*100*80	1.2	6	64.5*32.5*18	8.2	4914	9906	10074
AU01-BAT203040W4F3C	1.95	1	1230*10080	2.25	4	124.5*21.5*18	9.9	2264	4764	5196
AU01-BAT304050W5F3C	2.5	1	1530*100*80	2.85	4	154.5*21.5*18	12.3	1796	3844	4180

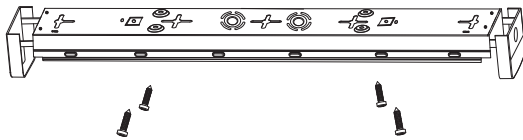
Installation Instructions

Step 1:

Turn off the power supply, slide the end caps, remove the LED diffuser part from the base housing
Select the suitable CCT & Wattage by dip switch

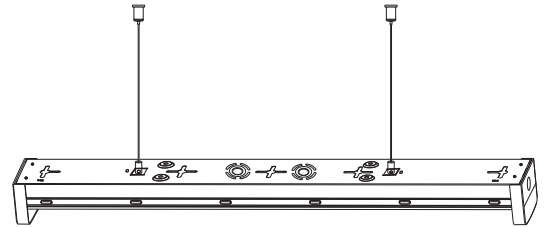


Step 2: Mount the luminaire onto ceiling with wall plugs and screws



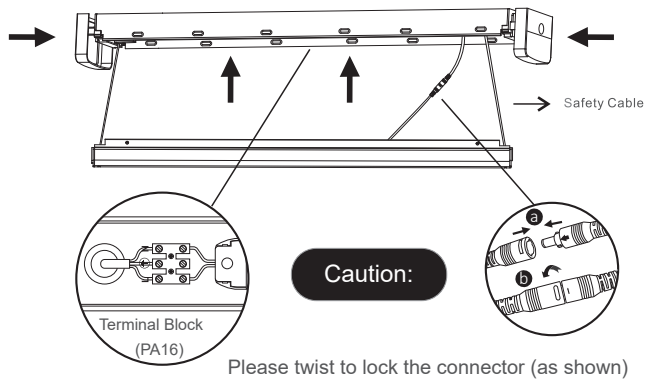
Surface Mounted

Step 2: Secure the mounting bracket to the steel cable

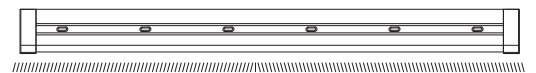


Suspended Mounted

Step 3: Wire the cable into the terminal block through the cable entry hole Insert connector between the base and diffuser; Assemble the diffuser back to the base and also the two caps.



Step 4: Turn on the power supply to ensure the luminaire is working properly.



Packing List (each inner box)

LED Batten	1piece
Screw	4pcs
Wall Plug	4pcs

Please Note:

- * Turn off and isolate the electrical supply before connecting this luminaire to the building wires.
- * Must be installed, or connected by licenced electrician.
- * The Luminaires are intended for indoor use only.

Applications:

- Warehouses
- Supermarkets
- Shopping Malls
- Office Buildings
- Workshops
- Car Parks