

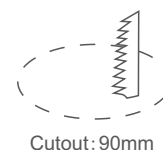
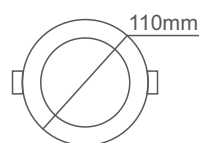
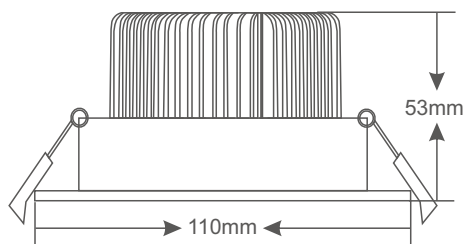
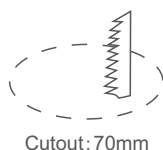
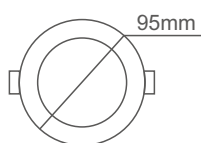
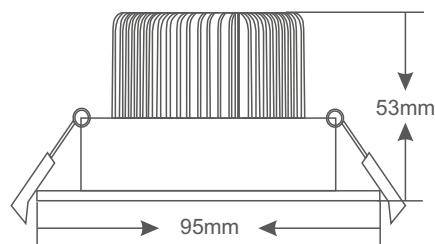



A-UNIQUE

# ASIA UNIQUE LED LIGHTING CO., LTD

## LED Downlight

AU08-DL  
Series





## General Features:

- Aluminum Profile heat sink with good heat dissipation
- Support most European and Australian dimmers
- Flicker free dimming led driver, 90Ra led chip and 3-CCT are available if required
- SAA, C-tick, CE and RoHS approved
- 3years warranty

## Technical Specifications


Model No.	AU08-DL10W70XX	AU08-DL10W90XX	AU08-DL13WXX	AU08-DL15WXX	AU08-DL13W-GXX
Dimension(mm)	Ø95*H53	Ø110*H53	Ø110*H53	Ø110*H53	Ø110*H53
Cutout(mm)	70	90	90	90	90
Wattage(w)	10W	10W	13W	15W	13W
Input Voltage(v)	AC220~240V				
Light Source	SMD5630				
SDCM	<6				
CCT(K)	1 CCT 2700K/3000K/4000K/5000K//6000K/6500K				
	3 CCT 3000K-4000K-5000K or 3000K-4000K-5700K OR 4000K-5000K-6500K				
Luminous Flux (lm)±5%	700-750	700-750	910-975	1050-1125	910-975
CRI	>80Ra				
Beam Angle(°)	90°				
Dimming option	Yes, Triac Dimming (Flicker Free if required)				
Fire Rated	Available, if required				Not Available
Protection Class	Class II				
Degree of protection(IP)	IP20 for the whole luminaire, IP44 for the front portion of the lamp				IP20
Tiltable or not	NO				Yes
Material	Trim	Aluminum			
	Heat-sink	Aluminum			
	Diffuser	PMMA			
Trim Color	white/black/silver/satin chrome				
L70	>54000Hrs				
Operation Temp.(°C)	-20~ 45°C				
Installation	recessed				
Certificates	CE, RoHS, SAA & C-tick				
Warranty	3 Years				

## Packing information


Model Number	Weight/Luminaire (kg)	QTY/BOX (pcs)	Inner Box Size (mm)	Weight/Box (kg)	QTY/CTN (pcs)	Carton Size (cm)	Weight/CTN (kg)	QTY/20GP (PCS)	QTY/40GP (PCS)	QTY/40HQ (PCS)
AU08-DL10W70XX	0.35	1	115*115*105	0.37	36	48*36*33	14.7	19296	38700	44460
AU08-DL10W90XX	0.4	1	115*115*105	0.42	36	48*36*33	16.5	19296	38700	44460
AU08-DL13WXX	0.4	1	115*115*105	0.42	36	48*36*33	16.5	19296	38700	44460
AU08-DL15WXX	0.4	1	115*115*105	0.42	36	48*36*33	16.5	19296	38700	44460
AU08-DL13W-GXX	0.4	1	115*115*105	0.42	36	48*36*33	16.5	19296	38700	44460

# Installation Instructions

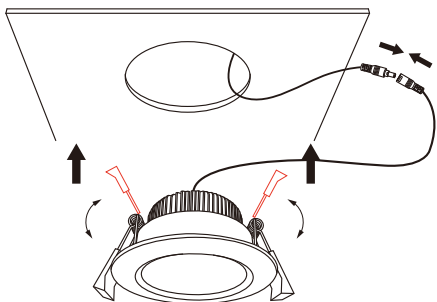
1. Open a hole according to the cutout size of led downlight.



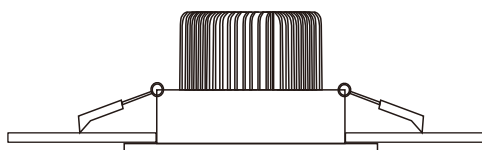
2. Use screw-driver to open the driver terminal cover, feed the main AC wire L. N. in terminal bock respectively, then fix the cover back.



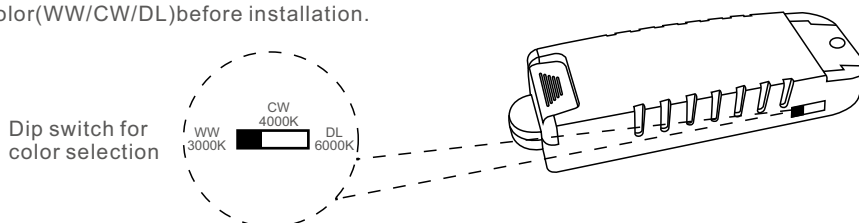
3. Connect the downlight with driver, hold back the spring clip then push the downlight into the hole.



4. Make sure the downlight fixed tightly in ceiling, turn on the power.



\* For the product with 3-color Selection, please select the light color(WW/CW/DL)before installation.



## Please Note:

- \* Turn off and isolate the electrical supply before connecting this fitting to the building wires.
- \* Must be installed, or connected by licenced electrician.
- \* The Luminaires are intended for indoor use only.

## Applications:

- Hospitality applications
- Residential applications
- Office Buildings
- Hotels
- Shopping Malls
- Supermarkets