

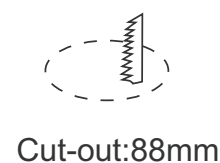
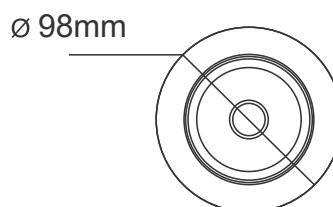
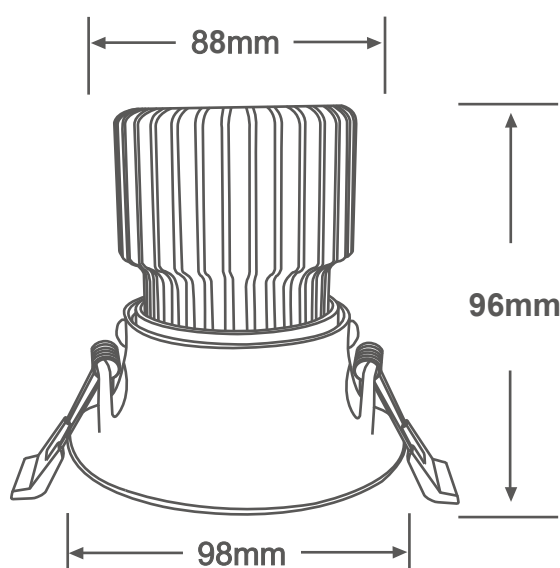


A-UNIQUE

ASIA UNIQUE LED LIGHTING CO., LTD

LED Downlight

AU03-DL Series





General Features:


- Deep recessed fitting, distinctive design
- Low Glare downlight with superb soft light
- Tilttable fitting, can adjust lighting angle
- 90Ra led chip is available if required
- 3-CCT in one is available if required
- Flicker free dimming driver available if required
- IP44 rated for the front, ideal for corridors, bathrooms, dining rooms and bedroom, etc.
- LM80 / IES report available
- SAA, C-tick, CE and RoHS approved
- 3 years warranty

Technical Specifications


Model No.		AU03-DL10W-HRG	AU03-DL13W-HRG
Dimension(mm)		Ø 98*96mm	φ98*96mm
Cutout(mm)		88	88
Wattage(w)		10W	13W
Input Voltage(v)		AC200~240V	
Light Source		COB	
SDCM		<6	
CCT(K)	1 CCT	2700K/3000K/4000K/5000K//6000K/6500K	
	3 CCT	2700K-4000K-6500K or 3000K-4000K-6000K	
Luminous Flux (lm)±5%		750	975
CRI		>80Ra or >90Ra	
Beam Angle(°)		24/38/45/60°	
Dimming option		Yes	
Protection Class		Class II	
Degree of protection(IP)		IP20	
Material	Trim	Aluminum	
	Heat-sink	Aluminum	
Trim Colour		White/Black	
L70		>54000Hrs	
Operation Temp.(°C)		-20~ 45°C	
Installation		Recessed	
Certificates		CE, RoHS, SAA & C-tick	
Warranty		3 Years	

Installation Instructions

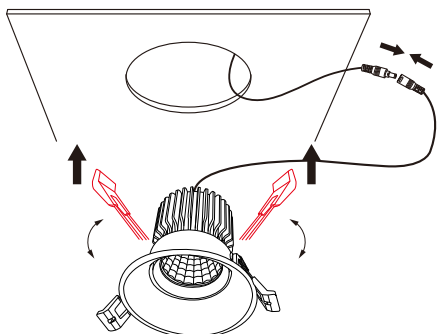
1. Open a hole according to the cutout size of led downlight.



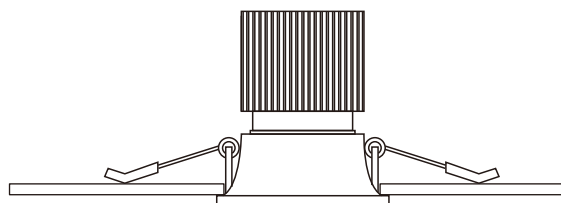
2. Use screw-driver to open the driver terminal cover, feed the main AC wire L. N. in terminal block respectively, then fix the cover back.



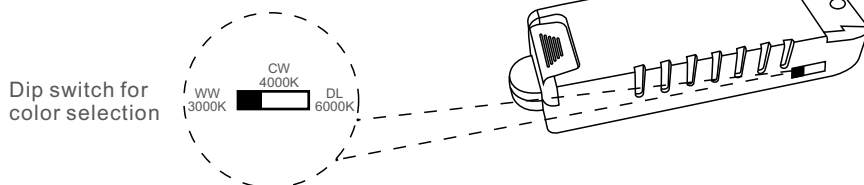
3. Connect the downlight with driver, hold back the spring clip then push the downlight into the hole.



4. Make sure the downlight fixed tightly in ceiling, turn on the power.



* For the product with 3-color Selection, please select the light color(WW/CW/DL) before installation.



Please Note:

- * Turn off and isolate the electrical supply before connecting this fitting to the building wires.
- * Must be installed, or connected by licenced electrician.
- * The Luminaires are intended for indoor use only.

Applications:

- Hospitality applications
- Residential applications
- Office Buildings
- Hotels
- Shopping Malls
- Supermarkets